


2024

ANNUAL REPORT



Dear **FRIENDS** and **SUPPORTERS** of Caritas Family Solutions,



As we reflect on the past year, our hearts are filled with immense gratitude for the generous support and dedication of our incredible community. Your commitment to our mission has empowered us to continue providing essential services to those in need, even as community needs change and increase.

This year has truly been a testament to the resilience and compassion that define Caritas. Together, we have expanded programs, reached more individuals and families, and strengthened partnerships within the community. Our efforts have been guided by a singular, powerful vision - **Every Life Deserves Love.**

We are thrilled to share some of the key achievements from this year made possible through your generous support:

- **Foster Care:** In FY24, 1,768 youths in foster care were served, totaling 469,479 days of care. Remarkably, 41.2% of these youths secured permanent, loving homes—an achievement 40% higher than the statewide average!
- **Youth Residential Center:** The Youth Residential Center began to build back to capacity, providing 11,426 total days of care through its three programs.
- **CILA Homes:** The opening of the 8th CILA home provided community to 36 adults with developmental and intellectual disabilities.
- **Assisted Living and Fox River:** Ensured that 42 low-income seniors had a safe and loving place to call home in their golden years.
- **Community Family Stabilization:** 12 families were served through emergency assistance and housing support.
- **Pregnancy Care Options:** Our legacy program served four clients, resulting in three finalized adoptions of four babies.

These accomplishments are a testament to the dedication of our staff, volunteers, and supporters. Your generosity and hard work have made a profound difference in the lives of many.

As we look ahead, our commitment to our mission remains unwavering, and we are inspired by the opportunities to further our impact. We will continue to innovate, collaborate, and advocate for those we serve, ensuring that Caritas remains a beacon of hope and support.

Thank you for being an integral part of this journey. Together, we are making a difference and creating a brighter future for all.

With heartfelt gratitude,

Gary Huelsmann, MSW
Chief Executive Officer

Sean Ketcherside, *Chair of the Board
and Chair of POM Committee*



Gary Huelsmann, MSW

Sean Ketcherside

Putting **COMPASSION** into **ACTION**



Caritas celebrates another year of growth, healing, and hope.

Community and compassion have always been the who and the why in Caritas' reason for being. In 2024, those values were expressed in many new and familiar ways.

Internally, we updated our naming architecture to improve messaging consistency among our service lines. Each has its own success story to share.

Child & Family Services: **EXCEEDING EXPECTATIONS**

As the largest foster care agency in Southern Illinois, Caritas supported nearly 1,200 active foster homes in 2024, providing nurturing environments for 1,768 children. And, we hit a new milestone: achieving a 41% permanency rate, exceeding the state goal.

"We helped 462 kids attain permanent placements," said Executive Director of Child and Family Services, Mark Becker.

"Thanks to the hard work of our case managers and supervisors, those children got out of the foster care system."

Mark anticipates even higher permanency rates with the January 2025 passage of the KIND Act, allowing Illinois adults to become licensed, paid foster parents while caring for a related child.

He is equally excited by the success of Caritas' Intact Families program. Now in its fifth year, the

program works to stabilize at-risk families to prevent their children needing to be placed in foster care.

Whether due to an unsafe environment or a child is acting out, families struggling with all kinds of challenges get the help they need to stay together.

In 2024, we developed our own integrative assessment screener for taking family histories.

"It allows us to get to the root causes of the family's problems. That leads us to a service plan that can help the family find resolutions." The program is designed to work quickly, Mark added. "We can get in and get people what they need, and then get out as quickly and safely as possible."

In 2024, the program served 330 Illinois families. "We hope to expand into the Effingham area in the next year or so," he noted.

Behavioral Health Support: EXPANDING CARE IN SOUTHERN ILLINOIS

Whether affected by homelessness, abuse, or neglect, children come into the care of Caritas' Behavioral Health Support "because the skills they learned to survive aren't serving them any more," said Executive Director, Megan Kirk. Through the work of her team of therapists, nurses, service coordinators, and administrators, young people learn the healthy new skills they need to thrive.

Children living in Caritas foster care receive outpatient counseling through offices in Belleville, Madison County, and Carterville. Children needing a higher level of care find help at the Youth Residential Center in Belleville. Formerly known as the St. John Bosco Children's Center, the Center is a live-in facility serving 33 kids from 8-18 years old. In 2024 alone, our team increased the total days of care provided by 13% over 2023.

Caritas' Teen Parenting Treatment Center gives young women with children or who are pregnant, a nurturing place to live while learning healthy life and parenting skills. In 2024, the Center helped four young women and five babies get off to a strong start. Our Youth Emergency Shelter provided safe, interim housing and counseling for 37 youth who had lost their foster home or were between placements.

In April, the team at the Youth Residential Center started the rigorous three-year process to become certified practitioners of Cornell University's renowned CARE (Children and Residential Experiences) trauma model. Providing a more informed, empathetic view of youth, the CARE model puts the best interests of the child first and encourages active challenging and difficult conversations among staff at every level.

"I think it's going to make a huge difference for all of our kids, helping them build the skills to better navigate the social dynamics of the world, and learning what appropriate relationships look like," Megan said.

When training is complete, Caritas will be one of just three CARE-certified agencies in Southern Illinois. "I'm really excited," Megan added. "Everyone is all-in, even people outside our department."



FY 2024 BOARD OF DIRECTORS

Sean Ketcherside, *Chair*

Percy Menzies, *Vice Chair*

Ann Effinger Meuleman, *Secretary*

Roy Whitley, *Treasurer*

Dr. Julie Pietroburgo,
Past Chair

Niraj Shah, *Chair of
POM Committee*

Jennifer Melichar, *Chair of
Development Committee*

Zachery Yoder, *Chair of Planning
and Program Committee*

Dr. Theresa Anasti

Michael Clark

Lindsey Marie Adams
Greenwalt, MSW

Daniele Federico Matysik

Victoria (Tori) Mauch

Lisa Fowler

Nicholas Garzia

Diana Glenn-Cuddeback, MSW

Monique R. Green

Jamie Hall

Dr. David LeBeau

Patricia Mayberry Vecchio

Susan O'Malley

Jason Powell

Michael Schaltenbrand, R.Ph.

Community Outreach: CHALLENGING STEREOTYPES, STRENGTHENING COMMUNITIES

From the unborn to senior citizens, Caritas' Community Outreach lifts up our region's most vulnerable residents.

"Caritas is really committed to its mission," said Community Outreach Executive Director, Dr. Teresa Williams. "The end goal is to make sure our clients know they are loved and cared for."

Now in its second year, the Community Family Stabilization program has assisted 165 families who are experiencing homelessness and a disability. "We're offering them a new start, a chance to hope for a future they didn't think they had," commented Teresa. But change has to begin with understanding for both clients and the greater community, she noted.

"It's hard when you have children, not being able to provide. There's a level of embarrassment and worry... With community stabilization, I want people to be aware homelessness doesn't look like what we see on TV. People think the unhoused are violent, using drugs, they're not clean. That's not always the case. While our clients may have mental health challenges, they are doing the best they can."

The unhoused are just one of the populations served by the Community Outreach team. Through the Adoption Services and Pregnancy Options programs, the agency provided care and counseling to four pregnant teens and placed four infants through private adoption in 2024.

The Community Integrated Living Arrangement program (CILA) places developmentally disabled adults in neighborhood homes, giving a sense of independence and community. With the opening of our eighth home in 2024, CILA provides permanent homes for 36 clients. And the Fox River senior assisted living facility in Olney supplies affordable apartments for 42 lower-income older adults.

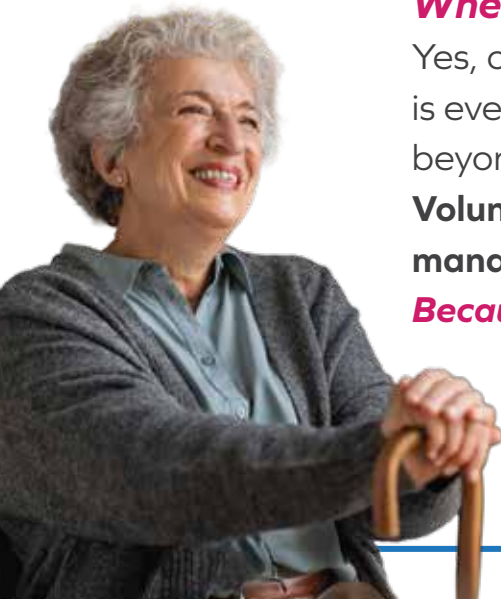


Looking FORWARD

When the people of Southern Illinois hurt, Caritas heals.

Yes, our community faces great challenges. But our compassion is even greater. To continue making a difference in 2025 and beyond, we invite you to join us in this essential, rewarding work.

Volunteer. Donate. Advocate. Or come on board as a case manager or foster parent. *Together, we're making things better. Because every life deserves love.*



FY 2024

FACT SHEET



MISSION STATEMENT

Caritas Family Solutions strengthens the social and emotional well-being of individuals and families in order to create healthy relationships, loving homes and strong communities.

CHILD & FAMILY SERVICES

FOSTER CARE:

- 1,198** Active Foster Homes
- 1,810** Foster Parents
- 748** Birth Parents Served in Foster Care
- 1,768** Youth in Care
- 469,479** Days of Care
- 41.2 %** of Children Achieved Permanent Stable Homes (Exceed state-wide average)

INTACT FAMILY SERVICES:

- 330** Intact Families Served
- 686** Individuals Served through Intact Family
- 93%** of Cases Not Re-opened Within 12 Months

BEHAVIORAL HEALTH SUPPORT

THERAPEUTIC SERVICES:

- 150** Youth Served by Counseling
- 2,096** Counseling Hours Provided

YOUTH RESIDENTIAL CENTER:

- 11,426** Total Days of Care

YOUTH THERAPEUTIC TREATMENT CENTER:

- 34** Youth served in Youth Therapeutic Treatment Center (YTTC) (Includes those in after care)
- 600.72** YTTC Average Days in Care
- 83%** of Youth Demonstrate Reduction in Trauma Symptomology Within 90 Days

YOUTH EMERGENCY SHELTER:

- 37** Youth Served in Emergency Shelter (YES)
- 90.26** YES Average Days in Care

TEEN PARENTING TREATMENT CENTER:

- 2 moms / 3 babies** Youth served in Teen Parenting Treatment Center (TPT)
- 311.5** TPT Average Days in Care

COMMUNITY OUTREACH

COMMUNITY INTEGRATED LIVING ARRANGEMENTS (CILA):

- 36** Residents served in CILA
- 682** Community Outings in CILA
- 100%** of Residents and Guardians Satisfied

SENIOR ASSISTED LIVING AT FOX RIVER:

- 42** Residents Served in Fox River
- 93%** of Residents Satisfied

COMMUNITY FAMILY STABILIZATION:

- 2** Clients Served through Scattered Permanent Supportive Housing

EMERGENCY ASSISTANCE SERVICES (United for Families):

- 10** Clients Served through Emergency Assistance (UFF)
- \$20,156** UFF Dollars Distributed

ADOPTION SERVICES:

- 4** Infants Placed in Private Adoption
- 1** Adoption Searches
- 13** Families Waiting for Adoptions (26 Individuals)

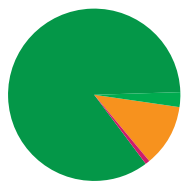
PREGNANCY OPTIONS COUNSELING:

- 4** Pregnancy Options Counseling Clients

BY THE NUMBERS

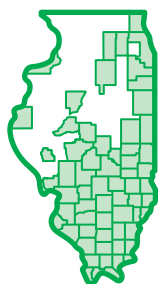
\$47.6 MILLION FY 2024 Revenue
95% Programs

\$52 MILLION FY 2025 Revenue Budget



FY 2024 EXPENSE

- 87%** Programs
- 12%** Management & General
- 1%** Fundraising



- 65** Counties Served
- 438** Employees
- 5,277** Clients Served

93% OVERALL CLIENT SATISFACTION

FINANCIAL SUMMARY for fiscal year ending JUNE 30, 2024

Support and Revenue:	2024	2023	2022
Grants and Contracts	\$45,205,050	\$42,530,047	\$38,319,240
Program Service Fees	\$167,255	\$121,974	\$119,970
Contributions	\$813,596	\$988,545	\$833,243
Fundraising Events (Net)	\$273,737	\$258,848	\$156,413
Rental Income	\$273,737	\$290,239	\$338,423
Miscellaneous Income	\$40,091	\$36,376	\$4,044
Insurance Proceeds - Rent		\$84,735	
Investment Income	\$572,763	\$372,831	-\$344,187
Net Assets Released from Restrictions	\$42,461	\$71,504	\$69,693
Total Support & Revenue	\$47,450,154	\$44,755,099	\$39,496,839
Expenses and Net Assets:			
Program Services	\$47,450,154	\$38,000,324	\$33,595,736
Management and General	\$5,472,428	\$5,401,620	\$4,522,265
Rental Expense	\$27,753	\$24,390	\$70,682
Fundraising	\$429,152	\$542,527	\$383,053
Total Expenses	\$45,755,329	\$43,968,861	\$38,571,736
Gain (Loss) on Sale of Property/Equipment	\$76,979	\$23,834	\$122,849
Gain On Extinguishment of Debt	-\$78,667		
Contingent Loss/Repayment Excess Revenue	-\$224,055	-\$225,000	-\$911,552
Insurance Proceeds - Flood Damage	\$297,109	\$1,193,478	
Change in Net Assets	\$1,766,191	\$1,778,550	\$136,400
Assets:			
Cash and Cash Equivalents	\$1,766,191	\$2,665,692	\$3,510,865
Accounts Receivable (Net)	\$3,576,849	\$3,655,862	\$2,733,494
Certificate of Deposit	\$1,162,861	\$632,375	\$129,911
Investments (at Fair Value)	\$3,473,991	\$2,807,979	\$2,186,909
Prepaid Expenses	\$303,021	\$501,076	\$566,133
Total Current Assets	\$11,287,890	\$10,262,984	\$9,127,312
Reserves and Client Deposits	\$150,363	\$175,377	\$160,349
Right of Use Asset	\$731,588	\$827,024	\$0
Property and Equipment (Net)	\$9,983,782	\$10,470,316	\$9,666,695
Total Assets	\$22,153,623	\$21,735,701	\$18,954,356
Liabilities and Net Assets:			
Current Maturities of Notes Payable	\$454,539	\$1,638,430	\$248,658
Current Maturities of Capital Leases	\$180,838	\$334,825	\$345,927
Accounts Payable	\$180,838	\$991,065	\$1,023,321
Accrued Salaries and Related Expenses	\$1,591,252	\$2,712,042	\$2,437,176
Other Accrued Liabilities	\$295,051	\$237,050	\$182,632
Current Maturities of Operating Leases	\$243,874	\$191,179	
Due to SCSEP DoA	\$117,065		
Due to DCFS/Contingent Liabilities	\$1,274,747	\$1,050,747	\$911,552
Deferred Revenue	\$1,274,747	\$251,584	\$251,584
Notes Payable, Less Current Maturities	\$4,740,321	\$4,073,687	\$5,713,393
Operating Leases, Less Current Maturities	\$503,926	\$647,656	
Capital Leases, Less Current Maturities	\$122,194	\$315,332	\$326,559
Net Assets: Without Restrictions	\$11,015,834	\$9,249,643	\$7,471,093
Net Assets: With Restrictions	\$133,706	\$42,461	\$42,461
Total Liabilities and Net Assets	\$22,153,623	\$21,735,701	\$18,954,356

To view our complete financial audit, please visit our website

OUR MISSION

To strengthen the social and emotional well-being of individuals and families in order to create healthy relationships, loving homes, and strong communities.

OUR VISION

To be the premier human services organization committed to promoting a just and caring society reflective of God's love.

OUR VALUES

Respect • Innovation • Equity • Faith • Integrity • Accountability • Collaboration



Illinois Department of Children and Family Services,
Licenses #003976 and #180025.

Illinois Department of Human Services
License # 201300016S.



[CaritasFamilySolutions.org](https://www.CaritasFamilySolutions.org)